

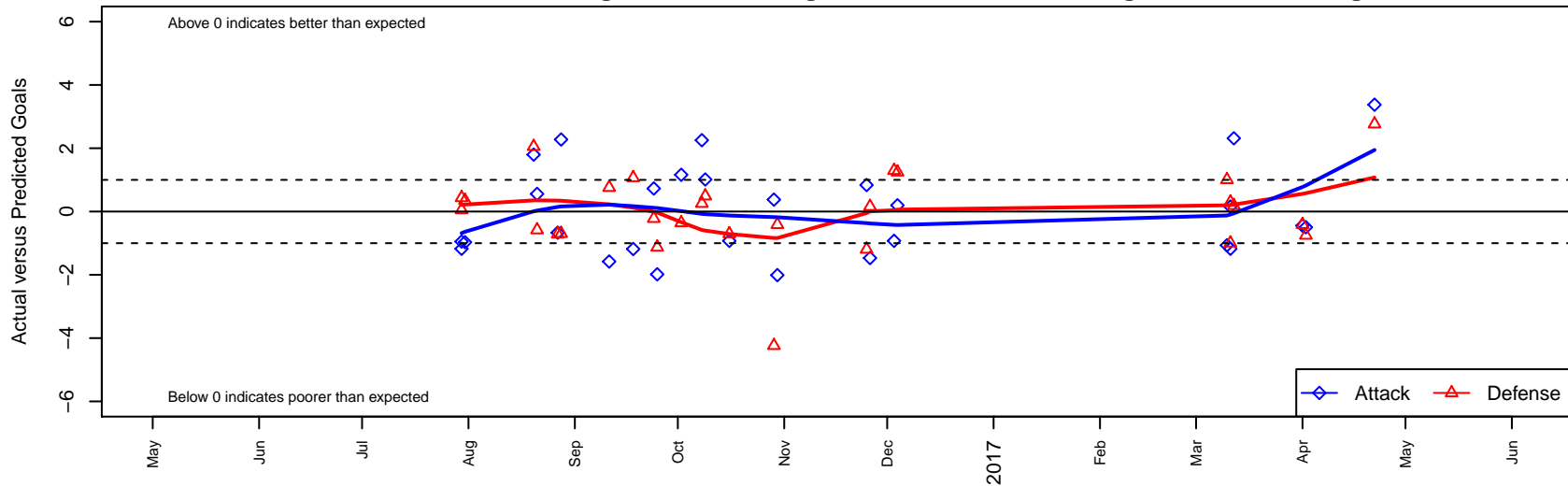
Crescenta Valley SC B00

, CAS
 B00 total strength=1988
 attack=87.57 defense=43.01
 fall league = SCDL FI1 U17

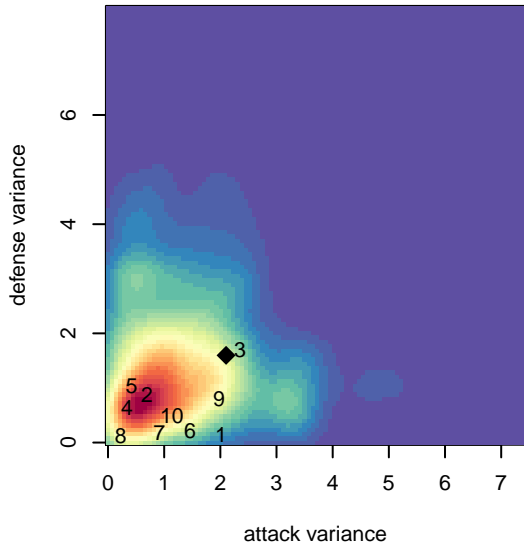
alt names used:
 CRESCENTA VALLEY SC CVSC 00 (CAS)
 CRESCENTA VALLEY SC B00 (CAS)
 CRESCENTA VALLEY SC B00 (CAS)

Venues played:
 2016 Surf Cup Super White U17
 2016 FWRL CAS B00
 2016 SCDL FI1 U17
 2016 Surf College Showcase Super White U17
 2016 NV Players Showcase Mirage U17

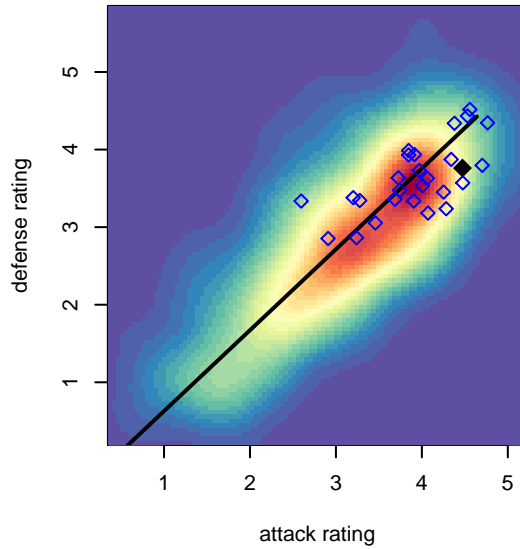
Crescenta Valley SC B00
 Dots are actual minus expected GF (blue circles) and GA (red triangles).
 Blue line is smoothed change in attack strength. Red is smoothed change in defense strength.



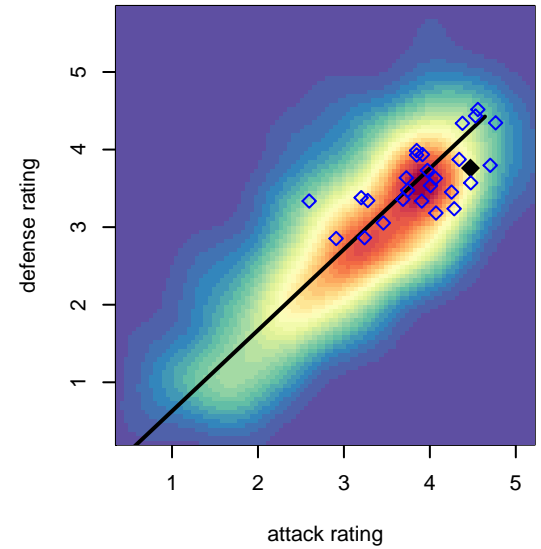
**attack and defense variance (black dot)
relative to other teams
and top 10 in region**



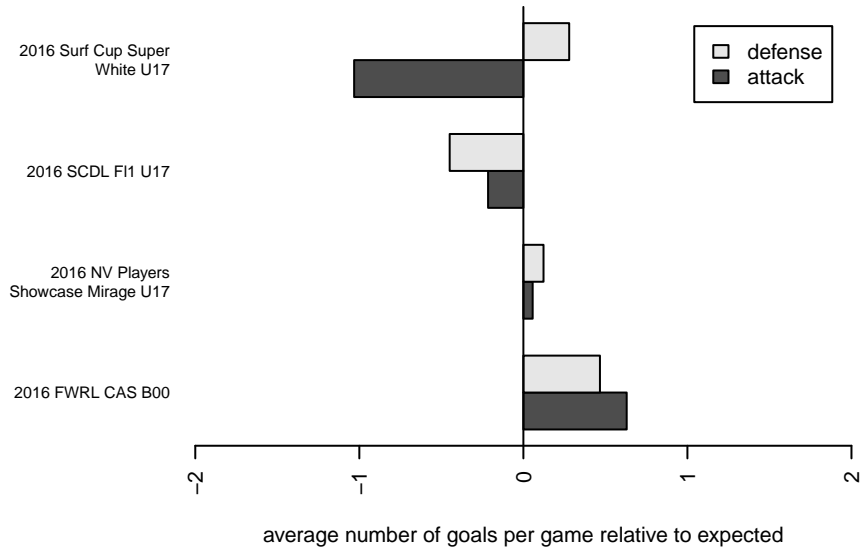
**attack and defense rating
relative to others at age
and all opponents in last 13 months**



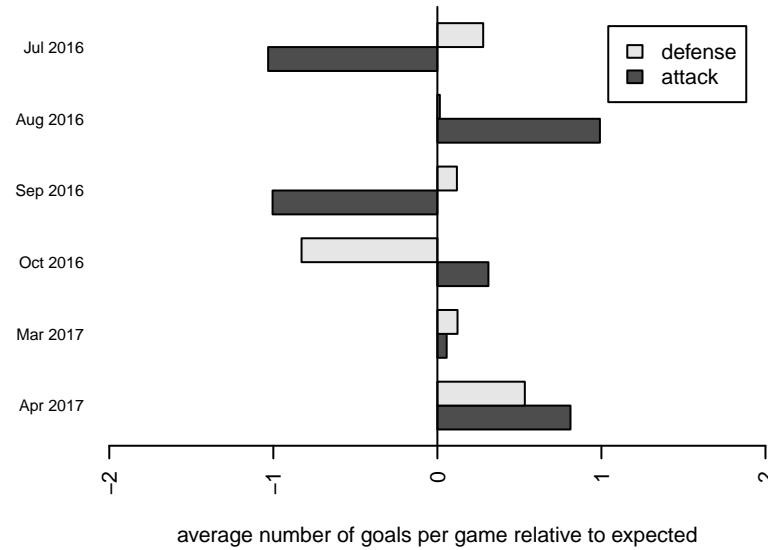
**attack and defense rating
relative to others at age
and all opponents in last 13 months**



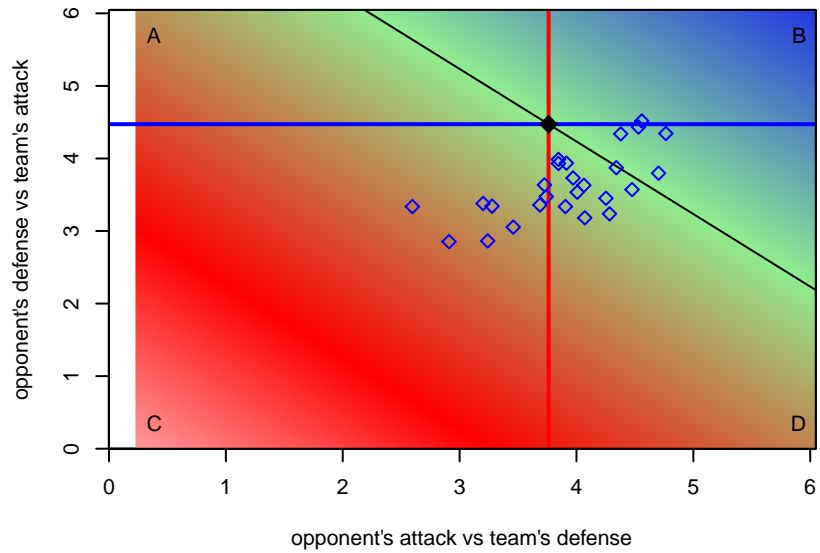
Performance relative to 13 month average



Performance relative to 13 month average



Distribution of opponents
 Red = Lose zone, Blue = Win zone, Green = Even
 Black line separates win/lose zones



lot. A=Neither has attack advantage, B=Opponent has both attack and defense advantage, C=Opponent has both attack and defense disadvantage, D=Both have

late	home		away		venue	pred.home	pred.aw
7-04-22	West Coast FC B00	0	Crescenta Valley SC B00	5	2016 FWRL CAS B00	2.76	1.62
7-04-02	Albion SC Academy B00	2	Crescenta Valley SC B00	1	2016 FWRL CAS B00	1.25	1.50
7-04-01	Crescenta Valley SC B00	1	AC Brea Red B00	2	2016 FWRL CAS B00	1.45	1.59
7-03-12	Davis Legacy Red B00	1	Crescenta Valley SC B00	5	2016 NV Players Showcase Mirage U17	1.19	2.69
7-03-11	Kingdom SC Red B00	2	Crescenta Valley SC B00	3	2016 NV Players Showcase Mirage U17	1.00	2.84
7-03-11	Crescenta Valley SC B00	0	Marin FC Blue B00	2	2016 NV Players Showcase Mirage U17	1.18	2.30
7-03-10	Crescenta Valley SC B00	0	FC Dallas Premier B00	1	2016 NV Players Showcase Mirage U17	1.07	2.00
3-12-04	Crescenta Valley SC B00	2	NFFC Red B00	0	2016 FWRL CAS B00	1.80	1.25
3-12-03	Crescenta Valley SC B00	1	Strikers FC SB Gold B00	1	2016 FWRL CAS B00	1.93	2.29
3-11-26	Coastal FC B00	1	Crescenta Valley SC B00	1	2016 Surf College Showcase Super White U	1.16	2.47
3-11-25	Crescenta Valley SC B00	3	IE Surf B00	2	2016 Surf College Showcase Super White U	2.16	0.81
3-10-30	Slammers FC B00	2	Crescenta Valley SC B00	0	2016 SCDL F11 U17	1.59	2.01
3-10-29	Crescenta Valley SC B00	2	West Coast FC B00	7	2016 SCDL F11 U17	1.62	2.76
3-10-16	Crescenta Valley SC B00	1	Strikers FC SB Gold B00	3	2016 SCDL F11 U17	1.93	2.29
3-10-09	Crescenta Valley SC B00	6	West Coast FC Cloutier B00	0	2016 SCDL F11 U17	4.99	0.49
3-10-08	Legends FC B00	1	Crescenta Valley SC B00	5	2016 SCDL F11 U17	1.25	2.75
3-10-02	Olympiacos-Melendres B00	1	Crescenta Valley SC B00	6	2016 SCDL F11 U17	0.64	4.84
3-09-25	Pateadores Riverside B00	2	Crescenta Valley SC B00	2	2016 SCDL F11 U17	0.87	3.98
3-09-24	Crescenta Valley SC B00	4	CDA Slammers Nacional B00	1	2016 SCDL F11 U17	3.27	0.78
3-09-18	Irvine Slammers B00	0	Crescenta Valley SC B00	1	2016 SCDL F11 U17	1.07	2.18
3-09-11	Crescenta Valley SC B00	1	LA Galaxy South Bay Elite B00	1	2016 SCDL F11 U17	2.58	1.76
3-08-28	Crescenta Valley SC B00	5	LA Galaxy San Diego Elite B00	2	2016 FWRL CAS B00	2.72	1.30
3-08-27	Crescenta Valley SC B00	3	Corinthians B00	2	2016 FWRL CAS B00	3.67	1.29
3-08-21	FRAM Premier B00	2	Crescenta Valley SC B00	2	2016 FWRL CAS B00	1.42	1.44
3-08-20	Fullerton Rangers White B00	1	Crescenta Valley SC B00	3	2016 FWRL CAS B00	3.05	1.20
3-07-31	MVLA SC Jaguars Blue B00	0	Crescenta Valley SC B00	2	2016 Surf Cup Super White U17	0.35	2.97
3-07-30	Sacramento United Reds B00	2	Crescenta Valley SC B00	2	2016 Surf Cup Super White U17	2.05	3.18
3-07-30	Crescenta Valley SC B00	0	South Los Angeles United Pre-Academy B00	2	2016 Surf Cup Super White U17	0.95	2.44